

DEF Products for Venting and Gauging


22 Fig. 354T Updraft Vent




26 Fig. 918S/ID/Q Alarm Box



23 Fig. 749T Pressure/Vacuum Vent



27 Fig. 918SB/DB/QB Tank Alarm with Rotating Beacon



24 Fig. 818T/918T Clock Gauge




28 Fig. 918TCPS Overfill & Interstitial Alarm




25 Fig. 918AC System Interface



29 Fig. 924S Adjustable Level Sensor



30 Fig. 925S Multi-Level Sensor



31 Fig. 1218 Electronic Tank Gauge



22	354T Updraft Vents
354T--0200 AV	2" slip-on
354T--0300 AV	3" slip-on

23	749T Pressure/Vacuum Vent
749T--0200 AV	2" slip-on

24	818T/918T Clock Gauges (feet & inches)
818T--0100 AG	2" male thd., standard float
818T--0400 AG	2" male thd., drop tube float
818FT-0400 AG	2" female thd., drop tube float
918T--0400 AG	2" male thd., drop tube float, with alarm
918T--2000 AG	2" male thd., drop tube float, less alarm
918FT-0400 AG	2" female thd., drop tube float, with alarm
918FT-2000 AG	2" female thd., drop tube float, less alarm

25	918AC System Interface
918AC-0000 AI	Console with 0 inputs & 0 outputs (AC powered)

Consult website for additional input/output options.

26	918S/ID/Q Alarm Boxes
918S--1100 AA	Single channel tank alarm box
918D--1100 AA	Dual channel tank alarm box
918Q--1100 AA	Quad channel tank alarm box

27	918SB/DB/QB Tank Alarm with Rotating Beacon
918SB-1000 AA	Single channel tank alarm box
918DB-1100 AA	Dual channel tank alarm box
918QB-1100 AA	Quad channel tank alarm box

28	918TCPS Overfill & Interstitial Alarms
918TCPS400 AA	SS 2" male thd. alarm box with 5' probe and part F & D
918TCPS500 AA	SS 2" male thd., alarm box with 9 1/2' probe and part F & D
918TCPS800 AA	SS 2" female thd. alarm box with 5' probe and part A & D
918TCPS900 AA	SS 2" female thd. alarm box with 9 1/2' probe and part A & D
918TCPS400 AS	SS 2" male thd., 5' sensor assembly with part F & D
918TCPS500 AS	SS 2" male thd., 9 1/2' sensor assembly with part F & D
918TCPS800 AS	SS 2" female thd., 5' sensor assembly with part A & D
918TCPS900 AS	SS 2" female thd., 9 1/2' sensor assembly with part A & D

29	924S Adjustable Level Sensors
924S--0600 AS	6" SS sensor
924S--1200 AS	12" SS sensor
924S--2000 AS	20" SS sensor
924S--3000 AS	30" SS sensor

30	925S Multi-Level Sensors
Consult website for our entire offering of multi-level sensors.	

31	1218 Electronic Tank Gauge
1218C-0200 AC	System console monitors up to two tanks
1218C-0400 AC	System console monitors up to four tanks
1218S-2500 AS	25" Tank sensor
1218S-5000 AS	50" Tank sensor

MORRISON BROS. CO.

570 E. 7th Street | Dubuque, IA 52001

t. 563-583-5701 | 800-553-4840 | f. 563-583-5028




custserv@morbros.com | www.morbros.com

05/2021

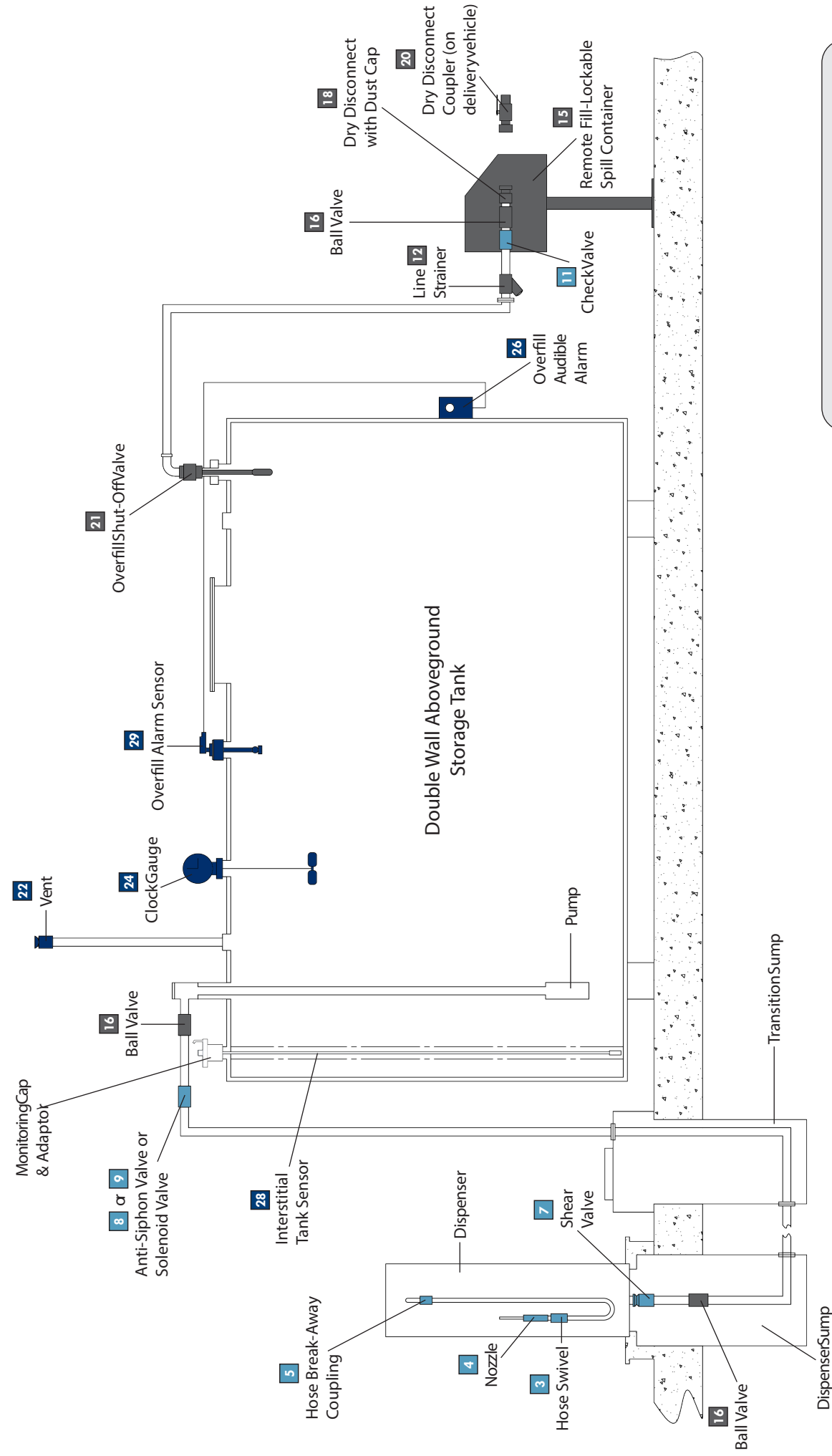
MORRISON BROS. CO.

DEF

Diesel Exhaust Fluid Compatible Products



Aboveground Installation



LEGEND

- DEF PRODUCTS FOR DISPENSING
- DEF PRODUCTS FOR FILLING
- DEF PRODUCTS FOR VENTING AND GAUGING

Page 2

12	284S Bottom Clean-Out Line Strainers
284S-1000 1S	1/2", SS, 20 mesh screen
284S-1100 1S	3/4", SS, 20 mesh screen
284S-1200 1S	1", SS, 20 mesh screen
284S-3000 1S	1 1/2", SS, 20 mesh screen
284S-3100 1S	2", SS, 20 mesh screen
284S-3200 1S	3", SS, 20 mesh screen
40 & 100 mesh screens are available.	

13	318L Lightweight Manholes
318L-3800 AMC	38" x 10" Non-bolted
318L-3900 AMC	38" x 18" Non-bolted
318L-4400 AMC	44" x 10" Non-bolted
318L-4500 AMC	44" x 18" Non-bolted
Size = Approximate cover diameter x skirt length. Consult website for additional options.	

14	418TM Manholes
418TM-1100 AM	18"x12"
418TM-1200 AM	18"x18"

15	515SD 15 Gallon Remote Spill Containers
515SD-0200 AC	2", SS, pedestal mount
515SD-0300 AC	3", SS, pedestal mount
515SD-0400 AC	4", SS, pedestal mount
515SD-2200 AC	2" & 2", SS, pedestal mount
515SD-2300 AC	3" & 3", SS, pedestal mount
515SDST0200 AC	2", SS, four-leg stand
515SDST0300 AC	3", SS, four-leg stand
515SDST0400 AC	4", SS, four-leg stand
515SDST2200 AC	2" & 2", SS, four-leg stand
515SDST2300 AC	3" & 3", SS, four-leg stand
515SD-0200 ACO	2", SS, NO post or stand
515SD-0300 ACO	3", SS, NO post or stand
515SD-0400 ACO	4", SS, NO post or stand
515SD-2200 ACO	2" & 2", SS, NO post or stand
515SD-2300 ACO	3" & 3", SS, NO post or stand
515TST0100 AS*	SS, four leg adjustable stand
515TSTL0100 AS*	SS, four leg, low profile stand
*Used with 515SD-XXXX ACO models.	

16	691BSS Full Port Locking Ball Valves
691BSS0200 1V	3/4", SS
691BSS0300 1V	1/2", SS
691BSS0400 1V	3/4", SS
691BSS0500 1V	1", SS
691BSS0700 1V	1 1/2", SS
691BSS0800 1V	2", SS
691BSS1000 1V	3", SS

17	715S Remote Fill Boxes
715S-TT3-XXXX-0	3" SS fill box only (top connection)
715S-TK3-XXXX-0	3" SS fill box only (back connection)
715FS-TK2-XXXX-0	2" SS fill box only (in-wall with back connection)
715S-S400 SS	SS four-leg stand
X = Consult 715 specification sheets for component options.	

18	800DCS Dust Caps
800DCS0000 1C	3/4", SS
800DCS0100 1C	1", SS
800DCS0300 1C	1 1/2", SS
800DCS0400 1C	2", SS
800DCS0500 1C	2 1/2", SS
800DCS0600 1C	3", SS
800DCS0700 1C	4", SS

19	927S Dry Disconnect Adaptors
927S-0150 1A	1 1/2" adaptor
927S-0200 1A	2" adaptor
927S-0300 1A	3" adaptor

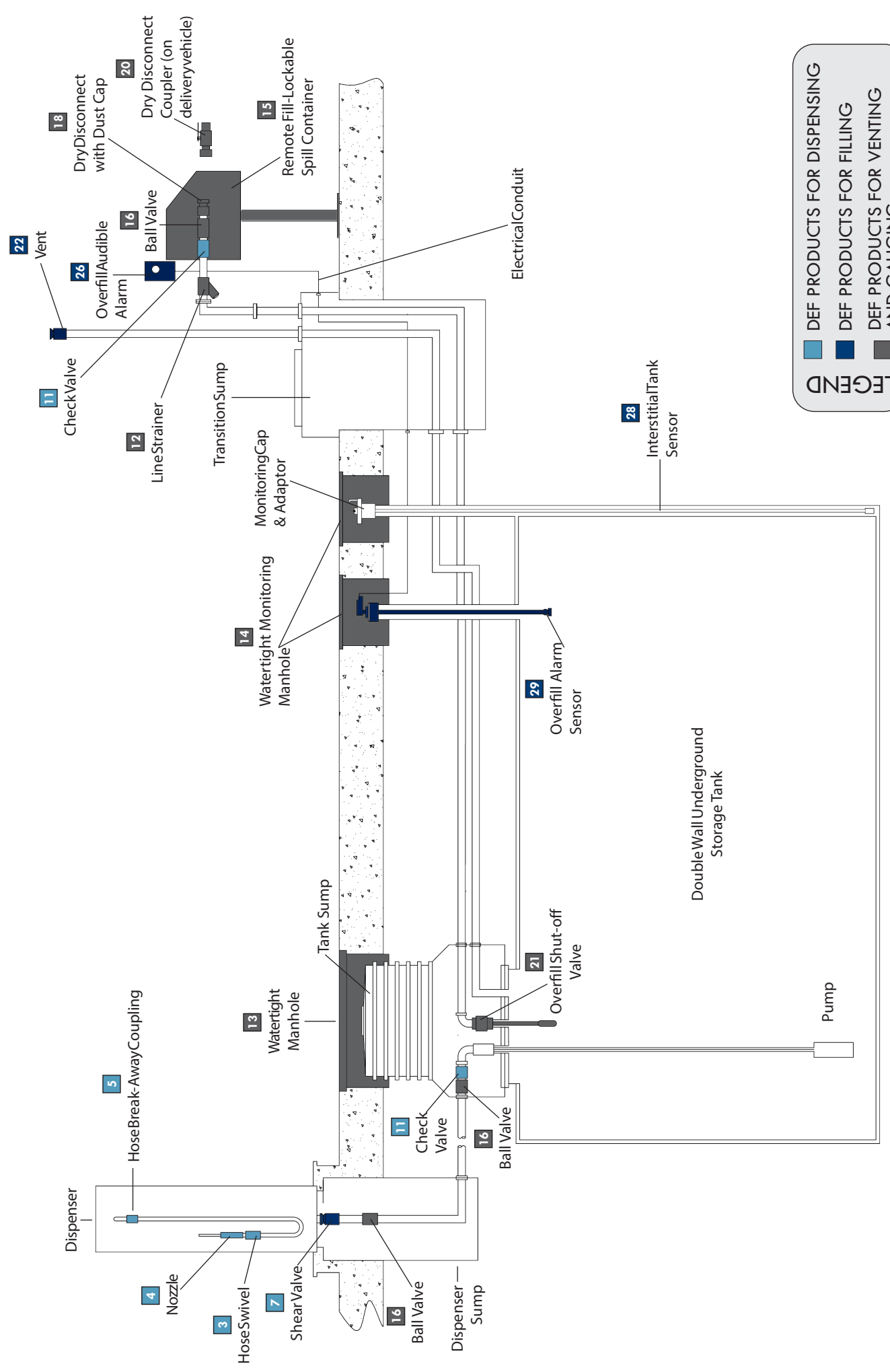
20	928S Dry Disconnect Couplers
928S-0150 1C	1 1/2", SS coupler
928S-0200 1C	2", SS coupler
928S-0300 1C	3", SS coupler

21	9095SS Overfill Prevention Valves (for 2" tank opening applications not requiring a drop tube)
9095SS0200 AV	SS valve with 2"-16" shut-off, with part F male adaptor
9095SS0400 AV	SS valve with 2"-28" shut-off, with part F male adaptor
9095SS0600 AV	SS valve with 2"-76" shut-off, with part F male adaptor
9095SS2200 AV	SS valve with 2"-16" shut-off, with part A female adaptor
9095SS2400 AV	SS valve with 2"-28" shut-off, with part A female adaptor
9095SS2600 AV	SS valve with 2"-76" shut-off, with part A female adaptor
9095SS9200 AV	SS valve with 2"-16" shut-off, without adaptor
9095SS9400 AV	SS valve with 2"-28" shut-off, without adaptor
9095SS9600 AV	SS valve with 2"-76" shut-off, without adaptor
9095SS9800 AV	SS valve with 2"-96" shut-off, without adaptor
Consult website for BSP options.	

Page 7



Underground Installation



LEGEND


- DEF PRODUCTS FOR DISPENSING
- DEF PRODUCTS FOR FILLING
- DEF PRODUCTS FOR VENTING AND GAUGING

DEF Products for Dispensing

1 Fig. 076S Expansion Relief Valve



2 Fig. 184S Bushing



3 Fig. 222DEF Hose Swivel



4 Fig. 602DEF Automatic Shut-Off Nozzle



5 Fig. 609DEF Break-A-Way



6 Fig. 610 Hose Retriever & Fig. 611 Hose Hanger



7 Fig. 636DEF Emergency Shut-off Valve



8 Fig. 710SS Solenoid Valve



9 Fig. 912 Anti-Siphon Valve



10 Fig. 934 Single Poppet Foot Valve with Expansion Relief



11 Fig. 958 In-Line Check Valve



1	076S Expansion Relief Valves	1/2"–25 PSI setting, SS
	076S-0100 AV	1/2"–25 PSI setting, SS
	076S-0200 AV	1/2"–50 PSI setting, SS

2	184S Double Tapped Bushings	2" x 1/2" x 1/2", SS
	184S-0200 MB	2" x 1/2" x 1/2", SS
	184S-0300 MB	2" x 3/4" x 3/4", SS
	184S-0400 MB	2" x 1" x 1", SS
	184S-0500 MB	2" x 1 1/2" x 1 1/2", SS
	184S-2100 MB	4" x 3/4" x 3/4", SS
	184S-2200 MB	4" x 1" x 1", SS
	184S-2400 MB	4" x 1 1/2" x 1 1/2", SS
	184S-2500 MB	4" x 2" x 2", SS
	184S-2700 MB	4" x 3" x 3", SS

3	222DEF Hose Swivel	3/4" Male x 3/4" Female, SS
	222DEF0000 1S	3/4" Male x 3/4" Female, SS

4	602DEF Automatic Shut-Off Nozzles	3/4", SS
	602DEF0000 1N	3/4", SS
	602DEFM000 1N	3/4", SS, with miss-filling device
	<i>Consult website for BSP options.</i>	

5	609DEF Break-A-Way	3/4" Male x 3/4" Female, SS
	609DEF0000 1B	3/4" Male x 3/4" Female, SS

6	610 Hose Retrievers & 611 Hose Hangers	Hose retriever assembly, less weight kit
	610---0000 AR	Hose retriever assembly, less weight kit
	610---0100 AR	Hose retriever assembly, with weight kit
	610---0103 AK	Single weight kit
	610---0203 AK	Two weight kit
	610B--0000 AR	Hose retriever assembly, with weight kit & base
	610B--0100 WAPB	Standard base
	610B--0200 AB	Hinged base
	611---0100 AH	Hose hanger
	611---0150 AH	Hose hanger
	611---0200 AH	Hose hanger
	<i>Hoseburns also available.</i>	

7	636DEF Emergency Shut-Off Valve	1" x 1" Female NPT
	636DEF0000 AVU	1" x 1" Female NPT
	<i>Consult website for BSP options.</i>	

8	710SS Normally Closed Solenoid Valves with 120/60 Volt AC Coil	3/4"–SS (Teflon®)
	710SS-2075 1V	3/4"–SS (Teflon®)
	710SS-2100 1V	1"–SS (Teflon®)
	710SS-2150 1V	1 1/2"–SS (Teflon®)
	710SS-2200 1V	2"–SS (Teflon®)
	710SS-0300 1V	3"–SS (Aluminum piston, Viton® seal)
	710SS-3300 1V	3"–SS (Teflon® piston and seal)

9	912 Anti-Siphon Valves with Expansion Relief	1/2"–0' to 5' W.C.
	912-050500 AV	1/2"–0' to 5' W.C.
	912-051000 AV	1/2"–5' to 10' W.C.
	912-051500 AV	1/2"–10' to 15' W.C.
	912-052000 AV	1/2"–15' to 20' W.C.
	912-070500 AV	3/4"–0' to 5' W.C.
	912-071000 AV	3/4"–5' to 10' W.C.
	912-071500 AV	3/4"–10' to 15' W.C.
	912-072000 AV	3/4"–15' to 20' W.C.
	912-100500 AV	1"–0' to 5' W.C.
	912-101000 AV	1"–5' to 10' W.C.
	912-101500 AV	1"–10' to 15' W.C.
	912-102000 AV	1"–15' to 20' W.C.
	<i>Consult website for BSP options.</i>	

10	934 Single Poppet Foot Valves	1/2", SS, with expansion relief
	934-10500 AV	1/2", SS, with expansion relief
	934-10700 AV	3/4", SS, with expansion relief
	934-11000 AV	1", SS, with expansion relief
	934--0500 AV	1/2", SS
	934--0100 AV	3/4", SS
	934--1000 AV	1", SS
	934--1100 AV	1 1/2", SS
	934--1200 AV	2", SS
	<i>Consult website for BSP options.</i>	

11	958 In-Line Check Valves	1/2", SS
	958--0500 AV	1/2", SS
	958--0700 AV	3/4", SS
	958--1000 AV	1", SS
	958--1100 1V	1 1/2", SS
	958--1200 1V	2", SS
	958--10500 AV	1/2", SS, with expansion relief
	958--10700 AV	3/4", SS, with expansion relief
	958--11000 AV	1", SS, with expansion relief
	<i>Consult website for BSP options.</i>	